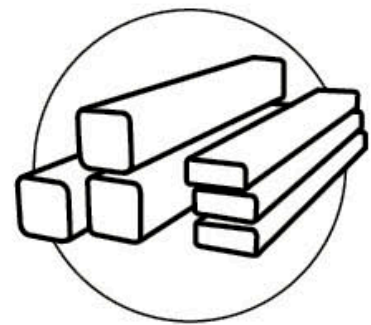


Timber Pack, Cutting & Drilling

S Series

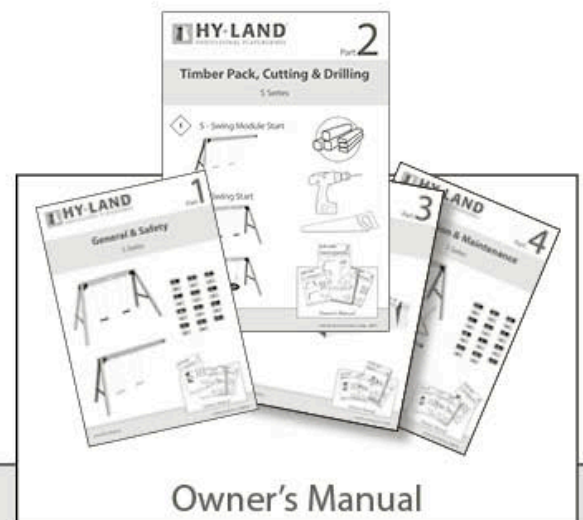
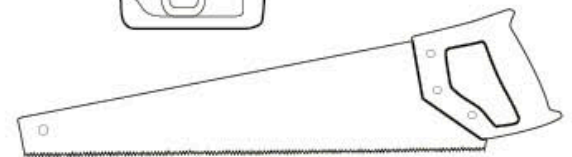
1

S - Swing Module



2

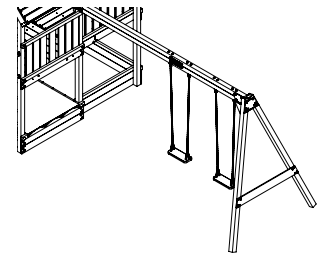
Swing Sets



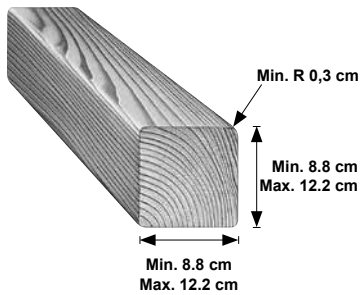
Owner's Manual

1

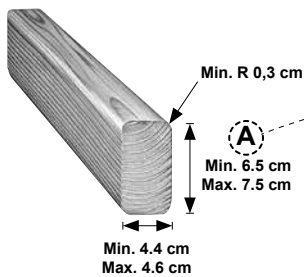
S - Swing Module Start



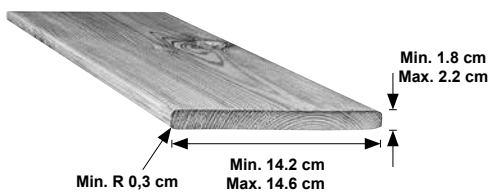
part 2a Timber Pack



400	(400 cm ± 0,5 cm)	Ps	Qs
		2x	2x
270	(270 cm ± 0,5 cm)	2x	2x
199	(199 cm ± 0,5 cm)	-	1x



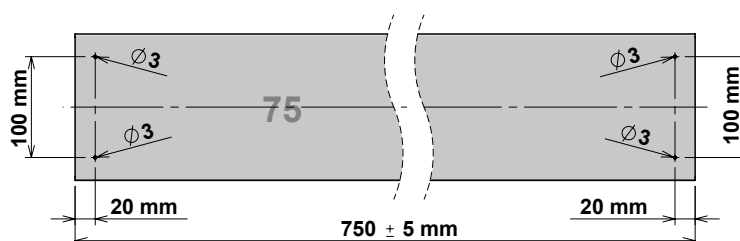
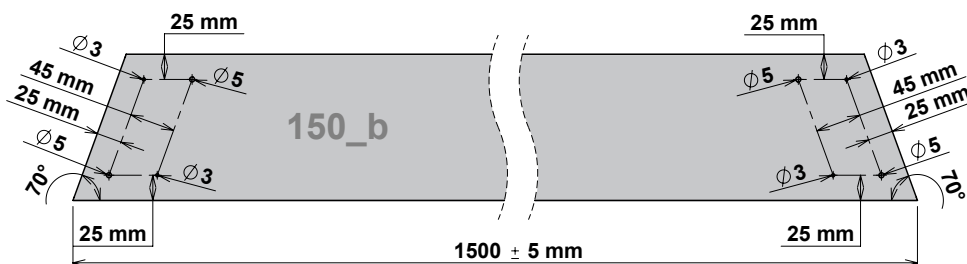
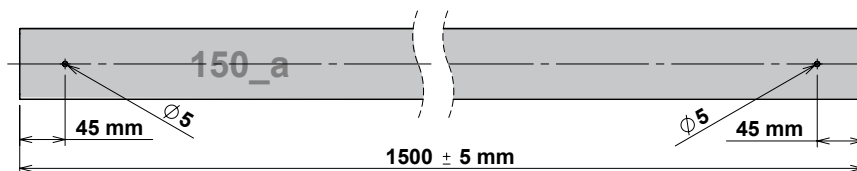
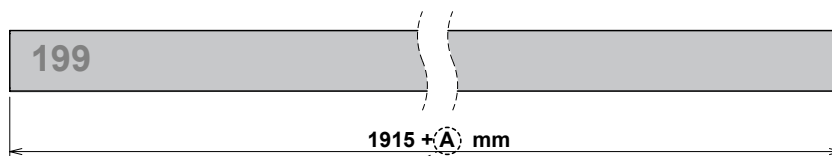
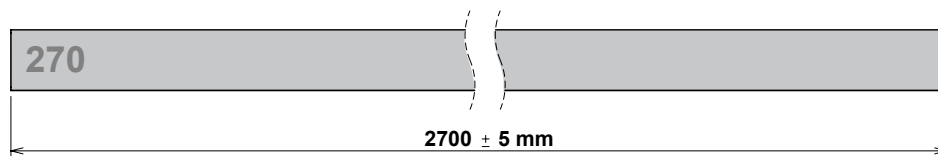
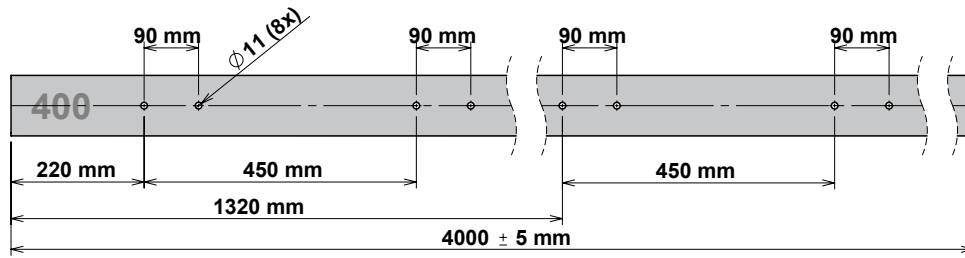
150_a	(150 cm ± 0,5 cm)	1x	-
-------	-------------------	----	---



150_b	(150 cm ± 0,5 cm)	1x	1x
75	(75 cm ± 0,5 cm)	2x	-

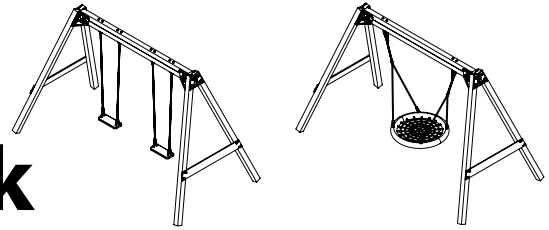
part **2b**

Cutting & Drilling

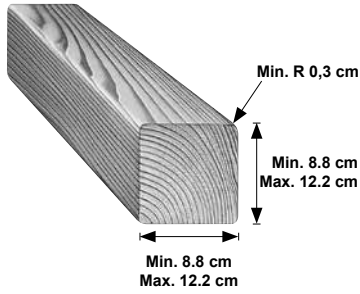


2

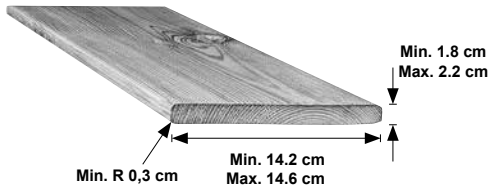
S - Swing Start



part **2a** **Timber Pack**



270_a	(270 cm ± 0,5 cm)	2x
270_b	(270 cm ± 0,5 cm)	4x



150_b	(150 cm ± 0,5 cm)	2x
-------	-------------------	----

10_460_0019_104_26_0600 CD_Part_2_S-Swing Start & Module Start - 20190227

part **2b** **Cutting & Drilling**

