

# Declaration of Conformity

# Jungle Gym

## BACKYARD PLAYGROUNDS

since 1988

### Manufacturer details

Company Name

Jungle Gym B.V.

Tag-line

Backyard Playgrounds

Address

P.O. Box 75083, 1070 AB Amsterdam, Netherlands

### Activity toys for domestic use

Product Range Identification

Construction Packages (Sub-Assembly)

Universal Packs / Base Towers / Extension Towers / Roofs / Means of Exit/Access / Add-ons : 790\_001 ... 794\_911

Assembly

Playtowers : 801\_005 ... 200

Links : 870\_100 ... 105

Accessories : 123\_220 ... 250\_075

Playhouses : 830\_150 ... 253, 835\_251 ... 253

Swings : 801\_300, \_600, \_601

Slides (XL) : 324\_100 ... 600

Modules : 850\_180 ... 415

Slides (XXL) : 334\_100 ... 600

: 857\_103, 857\_108

Playtowers : 802\_202 ... 208

857\_151, 857\_158

803\_202 ... 210

809\_202 ... 804

### Applicable EC directives and standards

General

- General Product Safety Directive 2001/95/EG
- Reach directive 1907/2006
- AfPS GS 2019:01 PAK

Activity Toys


- Toy Safety Directive (2009/48/EG)
- EN 71 Safety of Toys
  - EN 71-1:2014 + A1:2018 Safety of toys Mechanical and physical properties
  - EN 71-2:2020 Flammability
  - EN 71-3:2019 + A1:2021 Migration of certain elements
  - EN 71-8:2018 Safety of toys Activity toys for domestic use

### Supplementary information

Conformity to the above specified directives and standards has been frequently verified by TÜV Rheinland LGA products, DEKRA, LNE SA, since 1994. Jungle Gym participates in the European Commission for standardisation for the safety of activity toys ( TC52 / WG 10).

### Declaration

I hereby declare under our sole responsibility that the products mentioned above, to which this declaration relates, complies with the above mentioned directives and standards.



Name

Mr. P. Schmit / Director

Issued date

Januari 2<sup>nd</sup>, 2023

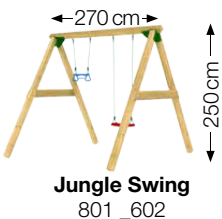
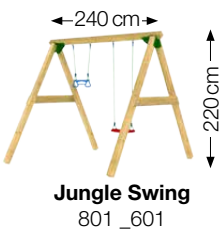
Signature of representative

# Construction Packages (Assembly)

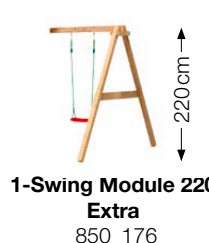
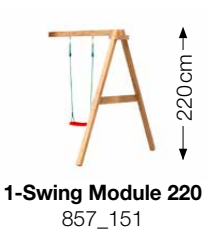
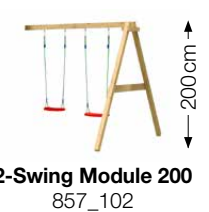
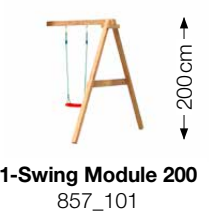
## Playtowers



## Swings



## Swing Module



## Climb Module



## Bridge Module



# Construction Packages (Sub-Assembly)

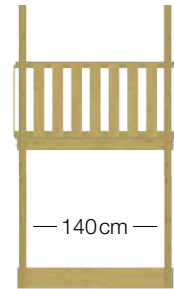
## Base Towers (BT)



**Small BT**  
790\_001  
790\_002  
790\_003



**Medium BT**  
792\_002  
792\_003



**Large BT**  
794\_001

## Extension Towers (ET)



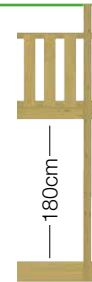
**Small ET**  
790\_101  
790\_102



**Medium ET**  
792\_101  
792\_102  
792\_103  
792\_104  
792\_105  
792\_106

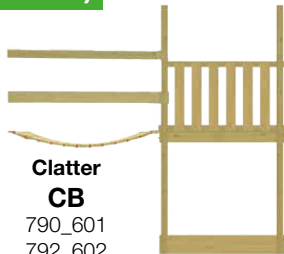


**Large ET**  
792\_107 792\_113 794\_107  
792\_108 792\_114 794\_108  
792\_109 794\_102 794\_109  
792\_110 794\_103  
792\_111 794\_104  
792\_112 794\_105

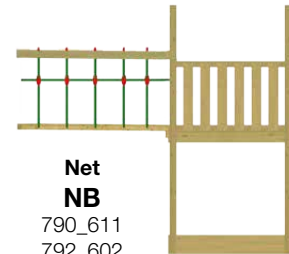


**Small ET**  
794\_110

## Modules Bridges (CB+NB)



**Clatter CB**  
790\_601  
792\_602  
794\_602



**Net NB**  
790\_611  
792\_602  
794\_602

## Modules Swings (SM)



**1-Swing Module 200 SM**  
857\_101



**2-Swing Module 200 SM**  
857\_102



**1-Swing Module 220 SM**  
857\_151



**2-Swing Module 220 SM**  
857\_152



**1-Swing Module 220 Extra SM**  
850\_176



**2-Swing Module 220 Extra SM**  
850\_177

## Modules Climbs (CM)



**1-Climb Module 200 CM**  
857\_105



**2-Climb Module 200 CM**  
857\_106



**1-Climb Module 220 CM**  
857\_157



**2-Climb Module 220 CM**  
857\_158



**1-Climb Module 220 Extra CM**  
850\_231



**2-Climb Module 220 Extra CM**  
850\_232

# Construction Packages (Sub-Assembly)

## Roofs (RF)




**Tipi RF**  
790\_203



**Gable RF**  
790\_202



**Pyramid RF**  
790\_205



**Angle 90° RF**  
792\_201



**Angle 120° RF**  
792\_206 (=115)  
794\_204 (=140)



**Tipi RF**  
790\_204



**Clapboard RF**  
790\_201



**Lookout RF**  
790\_206



**Angle 90° RF**  
792\_202 (=115)  
794\_202 (=140)



**Angle 120° RF**  
792\_203 (=115)  
794\_203 (=140)

## Balustrade (BA/PH)



**Balustrade panel BA**  
790\_301  
792\_301  
794\_301  
794\_302



**Hide panel PH**  
790\_311  
792\_311  
794\_311



**Wall panel PH**  
790\_313  
792\_313  
794\_313



**Roof panel PH**  
792\_314  
794\_314



**Window panel PH**  
792\_202 (L)  
794\_202 (L)  
792\_203 (R)  
794\_203 (R)



**Door panel PH**  
792\_204 (L)  
794\_204 (L)  
792\_205 (R)  
794\_205 (R)

## Slides (MOE)



**Slide Yellow SL**  
324\_100  
334\_100  
790\_901  
792\_901  
794\_901



**Slide Blue SL**  
324\_200  
334\_200  
790\_901  
792\_901  
794\_901



**Slide Green SL**  
324\_300  
334\_300  
790\_901  
792\_901  
794\_901



**Slide Red SL**  
324\_400  
334\_400  
790\_901  
792\_901  
794\_901



**Slide Fuchsia SL**  
324\_500  
334\_500  
790\_901  
792\_901  
794\_901



**Slide Dark Green SL**  
324\_600  
334\_600  
790\_901  
792\_901  
794\_901

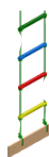
## Means of access (MOA)



**Ladder LA**  
790\_433  
790\_434  
792\_431  
792\_432  
794\_431  
794\_432



**Two Step Ladder TS**  
790\_413  
790\_414  
792\_411  
792\_412  
794\_411  
794\_412  
794\_413  
794\_414



**Rope ladder RL**  
790\_421  
792\_421  
792\_422  
794\_421



**Rock wall RW**  
790\_403  
790\_404  
790\_406  
792\_401  
792\_402  
794\_401  
794\_402



**Ramp RA**  
790\_441  
792\_441  
794\_441



**FMP Exit FP**  
790\_903  
792\_911  
794\_911

## Add-ons (ADD)



**Market MT**  
790\_502  
792\_502  
794\_502



**Boat front BO**  
790\_501




**Picnic PC**  
790\_503



**Picnic PC**  
792\_503  
794\_503

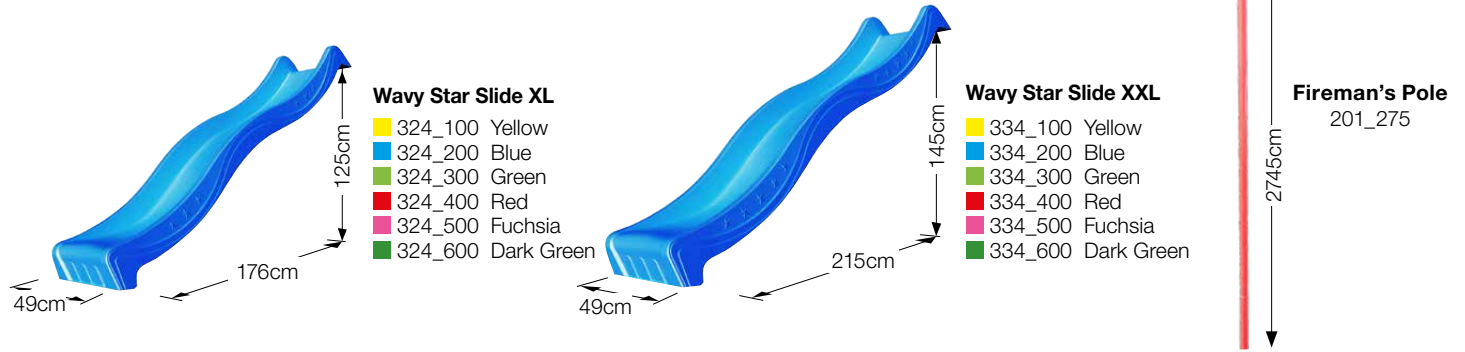
## Universal Pack (AC)




**Accessory set**  
194\_119

# Accessories

## Slides



## Climbing



## Imagination



## Swinging



## Functional



## Components

