

Declaration of Conformity

Jungle Gym

BACKYARD PLAYGROUNDS

since 1988

Manufacturer details

Company Name

Jungle Gym B.V.

Tag-line

Backyard Playgrounds

Address

P.O. Box 75083, 1070 AB Amsterdam, Netherlands

Activity toys for domestic use

Product Range Identification

Construction Packages (Sub-Assembly)

Universal Packs / Base Towers / Extension Towers / Roofs / Means of Exit/Access / Add-ons : 790_001 ... 794_911

Assembly

Playtowers : 801_005 ... 200

Links : 870_100 ... 105

Accessories : 123_220 ... 250_075

Playhouses : 830_150 ... 253, 835_251 ... 253

Swings : 801_300, _600, _601

Slides (XL) : 324_100 ... 600

Modules : 850_180 ... 415

Slides (XXL) : 334_100 ... 600

: 857_103, 857_108

Playtowers : 802_202 ... 208

857_151, 857_158

803_202 ... 210

809_202 ... 804

Applicable EC directives and standards

Chemical References

1. Migration of certain elements (17x + Chr VI + tin) as required in TSD 2009/48/EC and its amendments. Scrape off toy material. Tested according to EN 71-3:2019.
2. Migration of solvents, monomers and plasticizers as specified in "Safety for Toys; Organic Chemical Compounds", EN 71-9: 2005 + A1: 2007. Tested according to EN 71-10: 2005 & EN 71-11: 2005.
3. Content of N-nitrosamines and N-nitrosatable substances as specified in EN standard 71-12: 2013. Tested according to EN 71-12: 2013.
4. Content of 18 PAHs (Polycyclic Aromatic Hydrocarbons) as referred in AfPS GS 2014:01 PAK (Replaced on 2019:01). Tested according to QMA 2011.1284
5. Content of 7 Phthalates (18x) according to REACH (EG) no.1907/2006, Annex XVII. Tested according to COC-CH-C1011-09.3 and EN 15777 / QMA 2011.1300
6. Content of Cadmium according to REACH (EG) no. 1907/2006, Annex XVII. Tested according to EN 17294-2
7. Formaldehyde according to REACH (EG) no. 1907/2006, Annex XVII. Tested according to EN 14184
8. Azo dyes according to REACH (EG) no. 1907/2006, Annex XVII. Tested according to BVL B 82.02-2.
9. Content of 3 Flame retardants according to REACH (EG) no. 1907/2006, Annex XVII. Tested according to EN 62321-6.
10. NI release according to REACH (EG) no. 1907/2006, Annex XVII. Tested according to EN 71-3:2013+A1:2014.
11. Sweat and Salvia resistance tested according to DIN 53160

Mechanical physical properties + flamability

EN 71 - 1 : 2014 + A1: 2018 EN 71 - 2 : 2011 + A1: 2014 EN 71 - 8 : 2018

Supplementary information

Conformity to the above specified directives and standards has been frequently verified and is continuously monitored by TÜV Süd, TÜV Rheinland LGA products, DEKRA (DE), STR Ltd (UK), LNE SA (FR), LMR Ltd (US) and IPS N.V. (BE) since 1994. Jungle Gym participates in the European Commission for standardisation for the safety of activity toys (TC52 / WG 10).

Declaration

I hereby declare under our sole responsibility that the products mentioned above, to which this declaration relates, complies with the above mentioned directives and standards.



Name

Mr. P. Schmit / Director




























Issued date

Januari 2nd, 2023


Signature of representative

Construction Packages (Assembly)

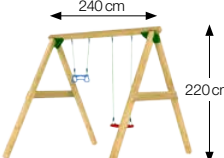
Playtowers

<p>S Single</p>  <p>Jungle Tower 801_200</p>	<p>S Single</p>  <p>Jungle Patio 802_202</p>	<p>S Single</p>  <p>Jungle Cocoon 802_204</p>	<p>S Single</p>  <p>Jungle Cirque 802_206</p>	<p>S Single</p>  <p>Jungle Totem 802_208</p>	<p>S Duo</p>  <p>Jungle Nomad 803_202</p>	<p>S Duo</p>  <p>Jungle Safari 803_204</p>
<p>S Duo</p>  <p>Jungle Viking 803_206</p>	<p>S Duo</p>  <p>Jungle Teepee 803_208</p>	<p>S Duo</p>  <p>Jungle Resort 803_210</p>	<p>S Combo</p>  <p>Jungle Explorer 809_802</p>	<p>S Combo</p>  <p>Jungle Voyager 809_804</p>	<p>M Single</p>  <p>Jungle Castle 801_120</p>	
<p>M Single</p>  <p>Jungle Club 801_110</p>	<p>M Single</p>  <p>Jungle Casa 801_105</p>	<p>M Single</p>  <p>Jungle Home 801_103</p>	<p>M Single</p>  <p>Jungle Hut 801_100</p>	<p>M Single</p>  <p>Jungle House 801_095</p>	<p>L Single</p>  <p>Jungle Cottage 801_090</p>	<p>L Single</p>  <p>Jungle Cabin 801_060</p>
<p>L Single</p>  <p>Jungle Lodge 801_040</p>	<p>L Duo</p>  <p>Jungle Cubby 801_070</p>	<p>L Duo</p>  <p>Jungle Mansion 801_009</p>	<p>XL Single</p>  <p>Jungle Sierra 801_025</p>	<p>XL Single</p>  <p>Jungle Fort 801_010</p>	<p>XL Duo</p>  <p>Jungle Chalet 801_013</p>	<p>XL Duo</p>  <p>Jungle Palace 801_005</p>

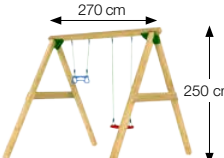
Swings



Jungle Peak
801_300




Jungle Swing
801_601




Jungle Swing
801_602


Swing Module




1-Swing Module 200
857_101




2-Swing Module 200
857_102




1-Swing Module 220
857_151



2-Swing Module 220
857_154




1-Swing Module 220 Extra
850_176




2-Swing Module 220 Extra
850_177


Climb Module




1-Climb Module 200
857_105




2-Climb Module 200
857_106




1-Climb Module 220
857_157



2-Climb Module 220
857_158



1-Climb Module 220 Extra
850_231



2-Climb Module 220 Extra
850_232

Bridge Module



Bridge Module
850_240

Construction Packages (Sub-Assembly)

Base Towers (BT)



790_001
790_002
790_003



792_002
792_003



794_001

Add-on Towers (ET)



790_101
790_102



792_101
792_102
792_103
792_104
792_105
792_106

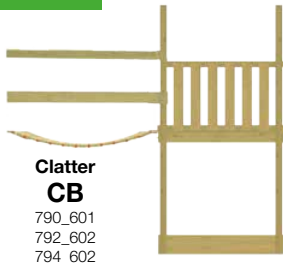


792_107
792_108
792_109
792_110
792_111
792_112
792_113
792_114

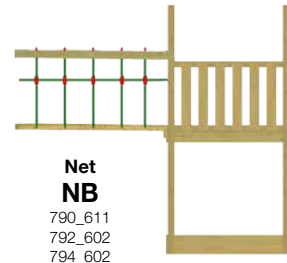


794_110

Bridges (CB + NB)



**Clatter
CB**
790_601
792_602
794_602



**Net
NB**
790_611
792_602
794_602

Swing Modules (SM)



**1-Swing Module 200
SM**
857_101



**2-Swing Module 200
SM**
857_102



**1-Swing Module 220
SM**
857_151



**2-Swing Module 220
SM**
857_152



**1-Swing Module 220
Extra
SM**
850_176



**2-Swing Module 220
Extra
SM**
850_177

Climb Modules (CM)



**1-Climb Module 200
CM**
857_105



**2-Climb Module 200
CM**
857_106



**1-Climb Module 220
CM**
857_157



**2-Climb Module 220
CM**
857_158



**1-Climb Module 220
Extra
CM**
850_231




**2-Climb Module 220
Extra
CM**
850_232

Construction Packages (Sub-Assembly)

Roofs (RF)




**Tipi
RF**
790_203



**Gable
RF**
790_202



**Pyramid
RF**
790_205



**Angle 90°
RF**
792_201



**Angle 120°
RF**
792_206 (=115)
794_204 (=140)



**Tipi
RF**
790_204



**Clapboard
RF**
790_201



**Lookout
RF**
790_206



**Angle 90°
RF**
792_202 (=115)
794_202 (=140)



**Angle 120°
RF**
792_203 (=115)
794_203 (=140)

Balustrade (BA/PH)



**Balustrade panel
BA**
790_301
792_301
794_301
794_302



**Hide panel
PH**
790_311
792_311
794_311



**Wall panel
PH**
790_313
792_313
794_313



**Roof panel
PH**
792_314
794_314




**Window panel
PH**
792_202 (L)
794_202 (L)
792_203 (R)
794_203 (R)




**Door panel
PH**
792_204 (L)
794_204 (L)
792_205 (R)
794_205 (R)

Slides (SL)



**Slide Yellow
SL**
324_100
334_100
790_901
792_901
794_901



**Slide Blue
SL**
324_200
334_200
790_901
792_901
794_901



**Slide Green
SL**
324_300
334_300
790_901
792_901
794_901



**Slide Red
SL**
324_400
334_400
790_901
792_901
794_901



**Slide Fuchsia
SL**
324_500
334_500
790_901
792_901
794_901




**Slide Dark Green
SL**
324_600
334_600
790_901
792_901
794_901

Access



**Ladder
LA**
790_433
790_434
792_431
792_432
794_431
794_432



**Two Step Ladder
TS**
790_413
790_414
792_411
792_412
794_411
794_412
794_413
794_414



**Rope ladder
RL**
790_421
792_421
792_422
794_421



**Rock wall
RW**
790_403
790_404
792_401
792_402
794_401
794_402



**Hamp
RA**
790_441
792_441
794_441



**FMP Exit
FP**
790_903
792_911
794_911

Add-ons (ADD)



**Market
MT**
790_502
792_502
794_502



**Boat front
BO**
790_501




**Picnic
PC**
790_503



**Picnic
PC**
792_503
794_503

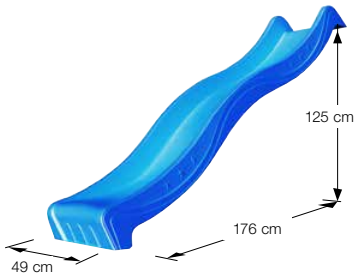
Universal Pack (AC)



Accessory set
194_119

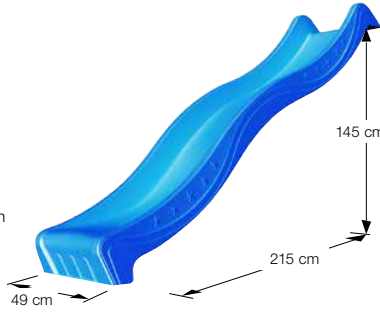
Accessories

Slides (MOE)



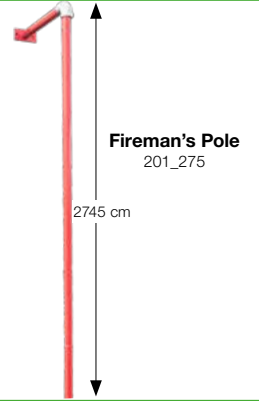
Wavy Star Slide XL

- 324_100 Yellow
- 324_200 Blue
- 324_300 Green
- 324_400 Red
- 324_500 Fuchsia
- 324_600 Dark Green



Wavy Star Slide XXL

- 334_100 Yellow
- 334_200 Blue
- 334_300 Green
- 334_400 Red
- 334_500 Fuchsia
- 334_600 Dark Green



Climbing



AP Two Step Ladder 80
194_102



AP Step Ladder
194_103 (= 3 rungs)
194_104 (= 4 rungs)



AP Rock Wall 80_125
194_105



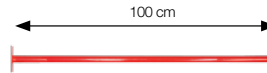
AP Rope Ladder
194_115



AP Clatter Bridge
194_116



Climbing Rope
201_060



Gymnastics bar
201_273

Imagination



Steering Wheel Yellow
201_280



Fun Phone
201_285



StarOscope™
201_290



PeekOscope™
201_295




Steering Wheel Boat
202_473



Tic Tac Toe
450_310



Bucket
450_320



Talking Tube™
450_330

Swinging



Sling Swing Kit Yellow
250_001



Monkey Bar Kit Blue
250_013



Baby Swing Kit Red
250_025



Swing Seat Kit Red
250_034




Twist Disk Kit Green
250_053

Functional



Swing Hook Screw 2x
201_115



Cat Stop
201_220

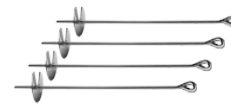


Handgrips (2pcs)

- 201_250 Yellow
- 201_260 Blue
- 201_270 Green



Bumper Pad (2pcs)
202_824



Ground Anchors
250_070



Shutters 2x blue
250_075

Components

Canvas blue/green
123_220 ±136x 74cm
123_222 ±185x120cm



Mesh green
123_230 ±120 x 185cm



Bolt Caps 10x / 40x

- White □ 202_620 202_629
- Yellow ■ 202_621 202_625
- Blue ■ 202_622 202_626
- Green ■ 202_623 202_627
- Red ■ 202_624 202_628

